

Silicon Bridge Rectifier



Features:

- Surge overload rating 50 amperes peak
- Ideal for printed circuit board
- Reliable low cost construction utilizing molded plastic technique results in expensive product

Specifications:

Reverse Voltage : 50 to 1,000Volts
Forward Current : 1.5 Amperes
Mounting position : Any

Maximum Ratings And Electrical Characteristics:

Rating at 25°C ambient temperature unless otherwise specified.

Single phase, half wave, 60Hz, resistive or inductive load.

For capacitive load, derate current by 20%

Characteristics	Symbol	W005	W01	W02	W04	W06	W08	W10	Unit
Max. Recurrent Peak Reverse Voltage	V_{RRM}	50	100	200	400	600	800	1,000	V
Max. RMS Voltage	V_{RMS}	35	70	140	280	420	560	700	V
Max. DC Blocking Voltage	V_{DC}	50	100	200	400	600	800	1,000	V
Max. Average Forward Rectified Current @ $T_A = 25^\circ C$	$I_{(AV)}$	1.5							A
Peak Forward Surge Current, 8.3ms Single Half Sine-Wave Super Imposed on Rated Load	I_{FSM}	50							A
I^2t Rating for Fusing ($t < 8.3ms$)	I^2t	5							A^2s
Max. Forward Voltage Drop Per Element at 1.5A Peak	V_F	1.1							V
Max. Reverse Current at Rated DC Blocking Voltage $T_J = 25^\circ C$ $T_J = 100^\circ C$	I_R	10 1							μA mA
Operating Temperature Range	T_J	-55 to +150							$^\circ C$
Storage Temperature Range	T_{STG}	-55 to +150							$^\circ C$

Rating And Characteristic Curves:

FIG.1-MXIMUM NON-REPETITIVE SURGE CURRENT

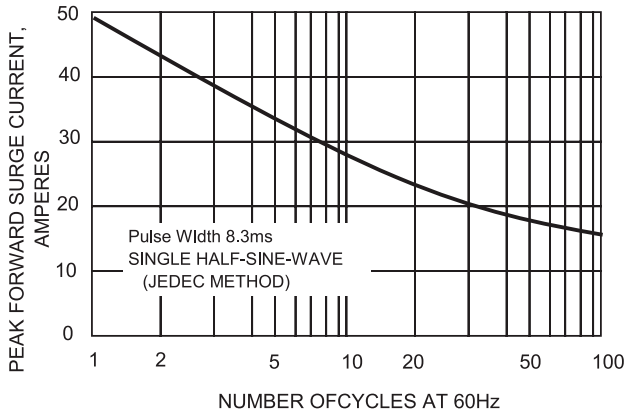


FIG.2-DEATING CURVE OUTPUT RECTIFIED CURRENT

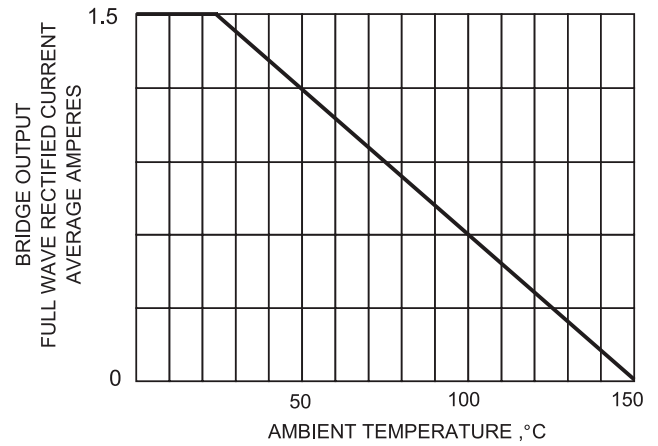


FIG.3-TYPICAL FORWARD CHARACTERISTICS

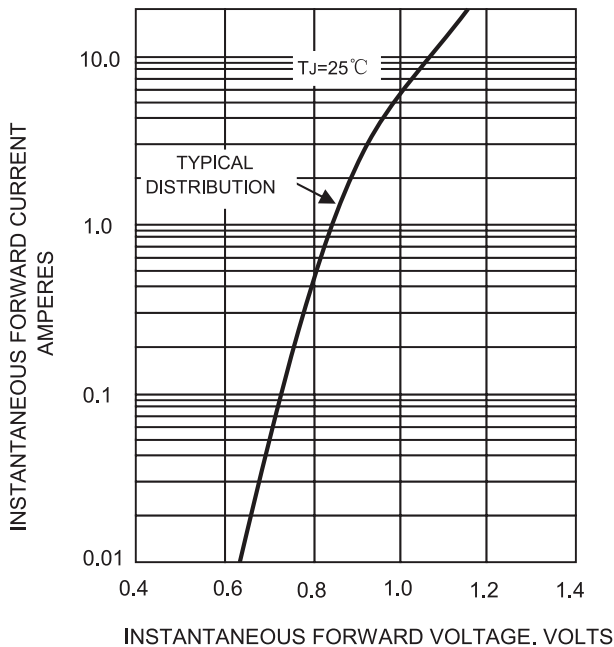
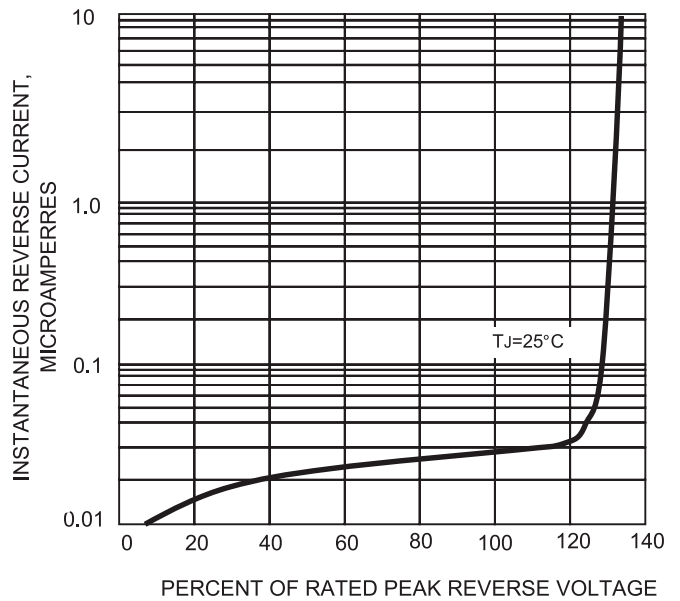


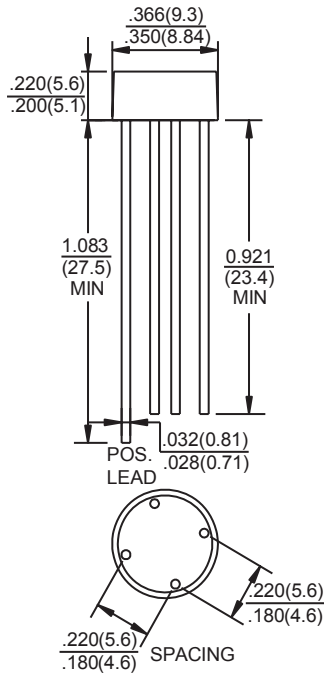
FIG.4-TYPIACL REVERSE CHARACTERISTICS



Silicon Bridge Rectifier



Dimensions:



Dimensions : Inches (Millimetres)

Part Number Table

Description	Part Number
Bridge Rectifier, Single Phase, 1.5A, 50V, RB-15	W005
Bridge Rectifier, Single Phase, 1.5A, 100V, RB-15	W01
Bridge Rectifier, Single Phase, 1.5A, 200V, RB-15	W02
Bridge Rectifier, Single Phase, 1.5A, 400V, RB-15	W04
Bridge Rectifier, Single Phase, 1.5A, 600V, RB-15	W06
Bridge Rectifier, Single Phase, 1.5A, 800V, RB-15	W08

Important Notice : This data sheet and its contents (the "Information") belong to the members of the Premier Farnell group of companies (the "Group") or are licensed to it. No licence is granted for the use of it other than for information purposes in connection with the products to which it relates. No licence of any intellectual property rights is granted. The Information is subject to change without notice and replaces all data sheets previously supplied. The Information supplied is believed to be accurate but the Group assumes no responsibility for its accuracy or completeness, any error in or omission from it or for any use made of it. Users of this data sheet should check for themselves the Information and the suitability of the products for their purpose and not make any assumptions based on information included or omitted. Liability for loss or damage resulting from any reliance on the Information or use of it (including liability resulting from negligence or where the Group was aware of the possibility of such loss or damage arising) is excluded. This will not operate to limit or restrict the Group's liability for death or personal injury resulting from its negligence. Multicomp is the registered trademark of the Group. © Premier Farnell plc 2012.

www.element14.com
www.farnell.com
www.newark.com

